


业绩回顾



"

H

ASME IEC NFPA BNBC

3

" " " " " + " "

4


EMS

e

3

1

2023	2022			2021	
4,319,288,537.94	3,381,642,034.32	3,383,448,841.04	27.66%	3,026,063,113.49	3,026,238,184.87
1,390,274,716.45	1,338,985,016.46	1,339,190,937.71	3.81%	1,116,859,748.47	1,116,862,984.76
2023	2022				



18' 100 101 (B)

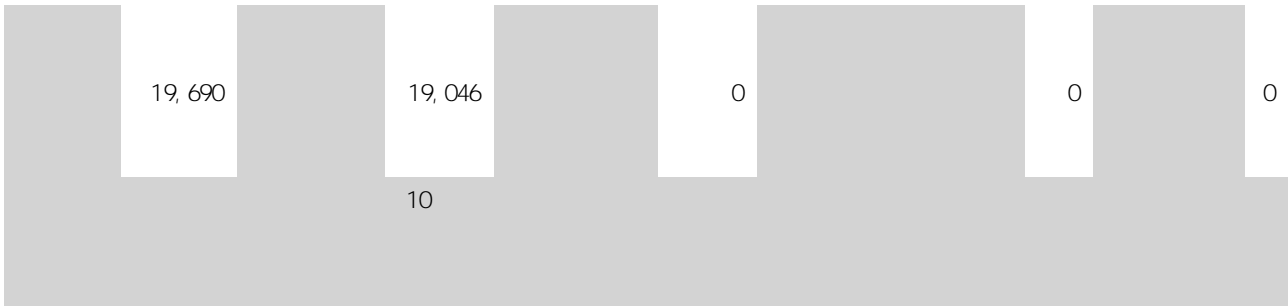
18' 100



4

1

10



24.63%	46,185,486.00	0.00	14,165,000.00
18.86%	35,378,453.00	0.00	14,935,300.00
7.77%	14,567,942.00	0.00	0.00
2.04%	3,830,796.00	0.00	0.00
0.68%	1,279,200.00	0.00	0.00
0.62%	1,166,550.00	0.00	0.00
0.59%	1,112,000.00	0.00	0.00

	/				
		0	0.00%	0	0.00%

2

10

3

2022

0

6